




**DAUDIN** DAUDIN CO., LTD.

# iO-GRID X iO-GRID NEMO

Industry Driver for Smart Manufacturing and Digital Transformation

CC-Link EtherNet/IP EtherCAT PROFINET Modbus



• **Daudin Co., Ltd.**

No. 19, Wuquan 2nd Rd., Wugu Dist., New Taipei City 24890  
Tel : 886-2-8069-9000  
Fax : 886-2-2290-1707  
E-mail : Service@daudin.co

• **Li Yang Electric Machinery (Dongguan) Co., Ltd.**

No.2, Jinqianling 1st St., Jitigang Village, Huangjiang Town,  
Dongguan City, Guangdong Province, ChinaTel : 86-769-8336-4350/4370  
Fax : 86-769-8336-4314  
E-mail : Service@daudin.co



The Company reserves the right to modify and change the design of products.

www.daudin.co/en






SEP./2024

IC-05.3



## About Us

DAUDIN is committed to the fields of industrial automation and smart factory digitization. Through many years of experience in industrial automation and the integration of smart factory digitalization, DAUDIN has developed the **iO-GRID** fieldbus product with strong functions and competitive fieldbus products **iO-GRID** series remote I/O, to provide the best solution for the digital transformation of factories with the digital machine communication system of DAUDIN.

The fieldbus communication products include common industrial communication protocols such as , , , , and . The digital, analog and temperature remote I/O module series can connect to the PLCs and industrial controllers of global brands via simple settings.

Among the digital transformation solutions for smart factories, the digital machine communication system of DAUDIN mainly pairs with **iO-GRID Q** edge computing and **iO-GRID V** smart electronic dashboard software. By integrating the **iO-GRID** product, equipment information of the factory can be collected for data organization and analysis. It also can rapidly constitute an independently-operating digital management system without the need to additionally install expensive ERP or MES modules.

For the objectives and core values of DAUDIN Intelligence and the demands for automation, digitization and intelligence in the industrial market, we will continue to develop key technologies and product innovations in the future. Provides comprehensive solutions for the customer to complete the objectives of automation, digitization and intelligence step by step, and become an industry leader in smart manufacturing and digital transformation.

### Core Values

01



Developing new products for industrial automation

02



Providing the optimal solution in the industry

03



Listening to the opinion of the customer to meet the market needs

04



Continuing to upgrade product functions and services

# Table of Content

P03~P04	<b>iO-GRID X</b> Product Features, Module, Application field
P05~P06	<b>iO-GRID NEMO</b> Product Features, Module, Application field
P08	<b>iO-GRID X Fieldbus Coupler Module</b> PROFINET, EtherCAT, EtherNET/IP, Modbus TCP
P09~P14	<b>iO-GRID X Digital Module</b> Digital Input/Output, 16/32 ch, Sink/Source
P15~P22	<b>iO-GRID X Analog Module</b> Analog Input/Output、4/8 ch、Resolution 12/16 bit
P23	<b>iO-GRID X Temperature Module</b> RTD, Thermocouple
P24	<b>iO-GRID X Serial Communication Module</b> <b>High Speed Counter Module</b>
P25	<b>iO-GRID X Pulse Module</b>
P26	<b>iO-GRID X Expansion Power Module &amp; Marking Label</b>
P28~P32	<b>iO-GRID NEMO</b> Integrate Remote I/O Modules
P33~P34	<b>Ethernet Switch</b> Rugged Industrial 5/8 port 10/100/1000M Ethernet Switch
P35	<b>Service Area</b>



# iO-GRID X

## Compatible with Multiple Industrial Communication Protocols

Easy maintenance. Vertical slide connection.

Disassembly and assembly without module relocation.

- ▶ Ambient temperature : -10~60°C
- ▶ Safe, Reliable, Steady Connections
- ▶ Versatile Configurations for Every Need
- ▶ Diverse Fieldbus Options
- ▶ Error Message Diagnosis
- ▶ High speed Response

Detachable terminal block  
Individual disassembly, no  
cable reinstallation needed  
Quick module replacement



## Compact, Lightweight, and Highly Effective



Push-in terminal blocks for easy wire connection

Supports firmware upgrades via TYPE-C Connection

Individual LED status indicators for rapid I/O status identification



## Application field



- General machinery
- Wood processing
- Plastic machinery
- Packaging machinery
- Steel plate processing
- Door and window processing machinery
- CNC machine
- Tire and rubber industry
- Printing and paper machinery
- Wire, cable and pipeline industry
- Textile industry
- Precision instrument
- Transportation and Logistics
- Carrying and assembly technology

- Building automation
- Smart City
- Wind power
- Solar energy
- Energy industry
- CPU
- Biotechnology
- Food Industry
- Automobile industry
- Semiconductor manufacturing
- Biomedical engineering
- Intelligent agriculture

# iO-GRID NEMO

## Effortlessly Address Various Demands with Versatile

- ▶ Independent distributed site configuration
- ▶ Supports major protocols EtherCAT, EtherNet/IP, PROFINET, Modbus TCP.
- ▶ Optional product points: 16DI+16DO, 32DI, 32DO, NPN&PNP.
- ▶ Pluggable terminal blocks save time and labor costs.
- ▶ Integrated indicator light for easy identification of point status.



## Application field

- General machinery
- Wood processing
- Plastic machinery
- Packaging machinery
- Steel plate processing
- Door and window processing machinery
- CNC machine
- Tire and rubber industry
- Printing and paper machinery
- Wire, cable and pipeline industry
- Textile industry
- Precision instrument
- Transportation and Logistics
- Carrying and assembly technology
- Building automation
- Smart City
- Wind power
- Solar energy
- Energy industry
- CPU
- Biotechnology
- Food Industry
- Automobile industry
- Semiconductor manufacturing
- Biomedical engineering
- Intelligent agriculture



# iO-GRID X

Table of Contents

P08	Fieldbus Coupler Module	PROFINET EtherCAT EtherNet/IP Modbus TCP	GX-CL110 GX-CL120 GX-CL130 GX-CL140
P09	Digital Input Module (Terminal Block)	16 ch , Sink/Source	GX-DI40N GX-DI40P
P10	Digital Input Module (Terminal Block)	32 ch, Sink/Source	GX-DI50N GX-DI50P
P11	Digital Output Module (Idc Connector)	32 ch, Sink/Source	GX-DI51N GX-DI51P
P12	Digital Output Module (Terminal Block)	16 ch, Sink/Source	GX-DQ40N GX-DQ40P
P13	Digital Output Module (Terminal Block)	32 ch, Sink/Source	GX-DQ50N GX-DQ50P
P14	Digital Output Module (Idc Connector)	32 ch, Sink/Source	GX-DQ51N GX-DQ51P
P15	Analog Input Module	Voltage type, 4/8 ch, 12bit	GX-AI21V GX-AI31V
P16	Analog Input Module	Voltage type, 4/8 ch, 16bit	GX-AI22V GX-AI32V
P17	Analog Input Module	Current type, 4/8 ch, 12bit	GX-AI21C GX-AI31C
P18	Analog Input Module	Current type, 4/8 ch, 16bit	GX-AI22C GX-AI32C
P19	Analog Output Module	Voltage type, 4/8 ch, 12bit	GX-AQ21V GX-AQ31V
P20	Analog Output Module	Voltage type, 4/8 ch, 16bit	GX-AQ22V GX-AQ32V
P21	Analog Output Module	Current type, 4/8 ch, 12bit	GX-AQ21C GX-AQ31C
P22	Analog Output Module	Current type, 4/8 ch, 16bit	GX-AQ22C GX-AQ32C
P23	Temperature Module	RTD Thermocouple	GX-RT200 GX-TC200
P24	Serial Communication Module	RS-485 / RS-232	GX-CM111
	High Speed Counter Module	500K Hz	GX-HC100
P25	Pulse Output Module	200K Hz	GX-PL100
P26	Power Module	24VDC input	GX-PS110 GX-PS111

## Fieldbus Coupler Module



Product Model	GX-CL110	GX-CL120	GX-CL130	GX-CL140
<b>Communication Specifications</b>				
Communication Protocol	PROFINET	EtherCAT	EtherNet/IP	Modbus TCP
Connection Method	RJ-45			
Number of Interfaces	2			
Transmission speed	10/100 Mbps	100 Mbps	10/100 Mbps	10/100 Mbps
<b>Technical Specifications</b>				
Max. Expansion Module	64 slots			
Max. Input Data Length	1024 bytes	1024 bytes	496 bytes	1024 bytes
Max. Output Data Length	1024 bytes	1024 bytes	496 bytes	1024 bytes
Supply Voltage(System)	24 VDC (-15%~+20%)			
Current Consumption(System)	Max. 80 mA	Max. 80 mA	Max. 80 mA	Max. 80 mA
Indicator Description	Power Status : Green System Status : Green/Red Alarm Status : Green/Red Communication Status : Green/Red			
Isolation Method	transformer isolation			
Isolation	500V			
Protective Circuit	Overvoltage Protection / Undervoltage Protection / Overcurrent Protection			
Connection Method	Push-in connection			
<b>General Specifications</b>				
Dimensions (W*D*H)	25 x 105 x 69mm			
Weight	80 g	78 g	80 g	80 g
Mounting Type	DIN rail mounting			
Operation Temperature	-10 ... 60 °C			
Storage Temperature	-25 ... 85 °C			
Relative humidity (without condensation)	RH 95%			
Altitude Limit	< 2000 m			
Degree of Protection	IP 20			
Pollution Degree	II			
Product Certification	CE			
Conductor Cross Section	0.2mm <sup>2</sup> ... 1.5mm <sup>2</sup> (AWG 24...16)			
Stripping Length	9 mm			
Terminals	DN00510D / DN00710D			
Marketing Label	TM45W*2			

## Digital Input Module



Product Model	GX-DI40N	GX-DI40P
Technical Specifications		
Number of Input Channels	16	
Supply Voltage(Field)	24 VDC (-15%~+20%)	
Current Consumption(Field)	Max. 51mA@24VDC	Max. 21mA@24VDC
Supply Voltage(System)	5 VDC; via power jumper contacts	
Current Consumption(System)	Max. 60mA@5VDC	
Input Current per Channel for Signal	2.4mA	
Input Voltage Range for signal (0)	15VDC...30 VDC	0 VDC...10 VDC
Input Voltage Range for Signal (1)	0 VDC...10 VDC	15 VDC...30 VDC
Input Filter	3ms	
Input Type	Sink	Source
Indicator Description	16 Green / Input Status Power Status : Green System Status : Green Alarm Status : Red	
Isolation Method	Photocoupler Isolation	
Isolation	500V	
Protective Circuit	Overvoltage Protection	
Connection Method	Push-in connection	
General Specifications		
Dimensions (W*D*H)	12 x 105 x 69mm	
Weight	62 g	
Mounting Type	DIN rail mounting	
Operating Temperature	-10 ... 60 °C	
Storage Temperature	-25...+85 °C	
Relative humidity (without condensation)	RH 95%	
Altitude Limit	< 2000 m	
Degree of Protection	IP20	
Pollution Degree	II	
Product Certification	CE	
Conductor Cross Section	0.2mm <sup>2</sup> ... 1.5mm <sup>2</sup> (AWG 24...16)	
Stripping Length	9 mm	
Terminals	DN00510D / DN00710D	
Marketing Label	TM44W	

## Digital Input Module



Product Model	GX-DI50N	GX-DI50P
Technical Specifications		
Number of Input Channels	32	
Supply Voltage(Field)	24 VDC (-15%~+20%)	
Current Consumption(Field)	Max. 65mA@24VDC	Max. 5mA@24VDC
Supply Voltage(System)	5 VDC; via power jumper contacts	
Current Consumption(System)	Max. 150mA@5VDC	Max. 170mA@5VDC
Input Current per Channel for Signal	2.4mA	
Input Voltage Range for signal (0)	15VDC...30 VDC	0 VDC...10 VDC
Input Voltage Range for Signal (1)	0 VDC...10 VDC	15 VDC...30 VDC
Input Filter	3ms	
Input Type	Sink	Source
Indicator Description	32 Green / Input Status Power Status : Green System Status : Green Alarm Status : Red	
Isolation Method	Photocoupler Isolation	
Isolation	500V	
Protective Circuit	Overvoltage Protection	
Connection Method	Push-in connection	
General Specifications		
Dimensions (W*D*H)	12 x 105 x 69mm	
Weight	80 g	
Mounting Type	DIN rail mounting	
Operating Temperature	-10 ... 60 °C	
Storage Temperature	-25...+85 °C	
Relative humidity (without condensation)	RH 95%	
Altitude Limit	< 2000 m	
Degree of Protection	IP20	
Pollution Degree	II	
Product Certification	CE	
Conductor Cross Section	0.2mm <sup>2</sup> ... 1.5mm <sup>2</sup> (AWG 24...16)	
Stripping Length	9 mm	
Terminals	DN00510D / DN00710D	
Marketing Label	TM44W	

## Digital Input Module



Product Model	GX-DI51N	GX-DI51P
Technical Specifications		
Number of Input Channels	32	
Supply Voltage(Field)	24 VDC (-15%~+20%)	
Current Consumption(Field)	Max. 55mA@24VDC	Max. 5mA@24VDC
Supply Voltage(System)	5 VDC; via power jumper contacts	
Current Consumption(System)	Max. 150mA@5VDC	Max. 170mA@5VDC
Input Current per Channel for Signal	2.4mA	
Input Voltage Range for Signal (0)	15VDC...30 VDC	0 VDC...10 VDC
Input Voltage Range for Signal (1)	0 VDC...10 VDC	15 VDC...30 VDC
Input Filter	3ms	
Input Type	Sink	Source
Indicator Description	16 Green Input Status/1 Green channel Switch System Power Status : Green Field Power Status : Green Alarm Status : Red	
Isolation Method	Photocoupler Isolation	
Isolation	500V	
Protective Circuit	Overvoltage Protection	
Connection Method	IDC connector (34-pole)	
General Specifications		
Dimensions (W*D*H)	12 x 105 x 69mm	
Weight	80 g	
Mounting Type	DIN rail mounting	
Operating Temperature	-10 ... 60 °C	
Storage Temperature	-25...+85 °C	
Relative humidity (without condensation)	RH 95%	
Altitude Limit	< 2000 m	
Degree of Protection	IP20	
Pollution Degree	II	
Product Certification	CE	
Marketing Label	TM44W	

## Digital Output Module



Product Model	GX-DQ40N	GX-DQ40P
Technical Specifications		
Number of Output Channels	16	
Supply Voltage(Field)	24 VDC (-15%~+20%)	
Current Consumption(Field)	Min. 5mA@24VDC	Min, 5mA@24VDC
Supply Voltage(System)	5 VDC; via power jumper contacts	
Current Consumption(System)	Max. 110mA@5VDC	
Max. Output Current per Channel	0.5A	
Load Type	Resistive, inductive, lamp load	
Switching frequency (max.)	1kHz	1kHz
Output Type	Sink	Source
Indicator Description	16 Green / Output Status System Power Status : Green Field Power Status : Green Alarm Status : Red	
Isolation Method	Photocoupler Isolation	
Isolation	500V	
Protective Circuit	undervoltage protection / overvoltage protection	
Connection Method	Push-in connection	
General Specifications		
Dimensions (W*D*H)	12 x 105 x 69mm	
Weight	65 g	
Mounting Type	DIN rail mounting	
Operating Temperature	-10 ... 60 °C	
Storage Temperature	-25...+85 °C	
Relative humidity (without condensation)	RH 95%	
Altitude Limit	< 2000 m	
Degree of Protection	IP20	
Pollution Degree	II	
Product Certification	CE	
Conductor Cross Section	0.2mm <sup>2</sup> ... 1.5mm <sup>2</sup> (AWG 24...16)	
Stripping Length	9 mm	
Terminals	DN00510D / DN00710D	
Marketing Label	TM44W	

## Digital Output Module



Product Model	GX-DQ50N	GX-DQ50P
Technical Specifications		
Number of Output Channels	32	
Supply Voltage(Field)	24 VDC (-15%~+20%)	
Current Consumption(Field)	Min. 5mA@24VDC	Min. 5mA@24VDC
Supply Voltage(System)	5 VDC; via power jumper contacts	
Current Consumption(System)	Max. 170mA@5VDC	Max. 160mA@5VDC
Max. Output Current per Channel	0.5A	
Load Type	Resistive, inductive, lamp load	
Switching frequency (max.)	1kHz	1kHz
Output Type	Sink	Source
Indicator Description	32 Green / Output Status System Power Status : Green Field Power Status : Green Alarm Status : Red	
Isolation Method	Photocoupler Isolation	
Isolation	500V	
Protective Circuit	undervoltage protection / overvoltage protection	
Connection Method	Push-in connection	
General Specifications		
Dimensions (W*D*H)	12 x 105 x 69mm	
Weight	107 g	
Mounting Type	DIN rail mounting	
Operating Temperature	-10 ... 60 °C	
Storage Temperature	-25...+85 °C	
Relative humidity (without condensation)	RH 95%	
Altitude Limit	< 2000 m	
Degree of Protection	IP20	
Pollution Degree	II	
Product Certification	CE	
Conductor Cross Section	0.2mm <sup>2</sup> ... 1.5mm <sup>2</sup> (AWG 24...16)	
Stripping Length	9 mm	
Terminals	DN00510D / DN00710D	
Marketing Label	TM44W	

## Digital Output Module



Product Model	GX-DQ51N	GX-DQ51P
Technical Specifications		
Number of Output Channels	32	
Supply Voltage(Field)	24 VDC (-15%~+20%)	
Current Consumption(Field)	Min. 5mA@24VDC	Min. 5mA@24VDC
Supply Voltage(System)	5 VDC; via power jumper contacts	
Current Consumption(System)	Max. 170mA@5VDC	Max. 160mA@5VDC
Max. Output Current per Channel	0.1A	
Load Type	Resistive, inductive, lamp load	
Switching frequency (max.)	1kHz	1kHz
Output Type	Sink	Source
Indicator Description	16 Green Input Status/1 Green channel Switch System Power Status : Green Field Power Status : Green Alarm Status : Red	
Isolation Method	Photocoupler Isolation	
Isolation	500V	
Protective Circuit	undervoltage protection / overvoltage protection	
Connection Method	IDC connector (34-pole)	
General Specifications		
Dimensions (W*D*H)	12 x 105 x 69mm	
Weight	80 g	
Mounting Type	DIN rail mounting	
Operating Temperature	-10 ... 60 °C	
Storage Temperature	-25...+85 °C	
Relative humidity (without condensation)	RH 95%	
Altitude Limit	< 2000 m	
Degree of Protection	IP20	
Pollution Degree	II	
Product Certification	CE	
Marketing Label	TM44W	



## Analog Input Module



Product Model	GX-AI21V	GX-AI31V
<b>Technical Specifications</b>		
Number of Input Channels	4	8
Supply Voltage(Field)	24 VDC (-15%~+20%)	
Current Consumption(Field)	Max. 15mA@24VDC	Max. 10mA@24VDC
Supply Voltage(System)	5 VDC; via power jumper contacts	
Current Consumption(System)	Max. <70mA@5VDC	Max. <80mA@5VDC
Resolution	12 bit	
Signal type	-10V ~ +10V 0V ~ +10V 0V ~ +5V 1V ~ +5V	
Signal Characteristics	Differential signal	single-end signal
Accuracy	±0.1%	
Internal Resistance	≥1 MΩ	
Conversion time	10ms	
Indicator Description	4 Green Input Status	8 Green Input Status
Isolation Method	Photocoupler Isolation	
Isolation	500V	
Connection Method	Push-in connection	
<b>General Specifications</b>		
Dimensions (W*D*H)	12 x 105 x 69mm	
Weight	60g	
Mounting Type	DIN rail mounting	
Operating Temperature	-10 ... 60 °C	
Storage Temperature	-25...+85 °C	
Relative humidity (without condensation)	RH 95%	
Altitude Limit	< 2000 m	
Degree of Protection	IP20	
Pollution Degree	II	
Product Certification	CE	
Conductor Cross Section	0.2mm <sup>2</sup> ...1.5mm <sup>2</sup> (AWG 24...16)	
Stripping Length	9 mm	
Terminals	DN00510D / DN00710D	
Marketing Label	TM44W	

## Analog Input Module



Product Model	GX-AI22V	GX-AI32V
<b>Technical Specifications</b>		
Number of Input Channels	4	8
Supply Voltage(Field)	24 VDC (-15%~+20%)	
Current Consumption(Field)	Max. 15mA@24VDC	Max. 10mA@24VDC
Supply Voltage(System)	5 VDC; via power jumper contacts	
Current Consumption(System)	Max. <70mA@5VDC	Max. <80mA@5VDC
Resolution	16 bit	
Signal type	-10V ~ +10V 0V ~ +10V 0V ~ +5V 1V ~ +5V	
Signal Characteristics	Differential signal	single-end signal
Accuracy	±0.1%	
Internal Resistance	≥1 MΩ	
Conversion time	10ms	
Indicator Description	4 Green Input Status	8 Green Input Status
Isolation Method	Photocoupler Isolation	
Isolation	500V	
Connection Method	Push-in connection	
<b>General Specifications</b>		
Dimensions (W*D*H)	12 x 105 x 69mm	
Weight	60g	
Mounting Type	DIN rail mounting	
Operating Temperature	-10 ... 60 °C	
Storage Temperature	-25...+85 °C	
Relative humidity (without condensation)	RH 95%	
Altitude Limit	< 2000 m	
Degree of Protection	IP20	
Pollution Degree	II	
Product Certification	CE	
Conductor Cross Section	0.2mm <sup>2</sup> ...1.5mm <sup>2</sup> (AWG 24...16)	
Stripping Length	9 mm	
Terminals	DN00510D / DN00710D	
Marketing Label	TM44W	

## Analog Input Module



Product Model	GX-AI21C	GX-AI31C
<b>Technical Specifications</b>		
Number of Input Channels	4	8
Supply Voltage(Field)	24 VDC (-15%~+20%)	
Current Consumption(Field)	Max. 15mA@24VDC	Max. 10mA@24VDC
Supply Voltage(System)	5 VDC; via power jumper contacts	
Current Consumption(System)	Max. <70mA@5VDC	Max. <80mA@5VDC
Resolution	12 bit	
Signal type	0mA ~ 20mA 4mA ~ 20mA	
Signal Characteristics	Differential signal	single-end signal
Accuracy	±0.1%	
Internal Resistance	250Ω, (Max)	
Conversion time	10ms	
Indicator Description	4 Green Input Status	8 Green Input Status
	Power Status : Green	
	System Status : Green	
Alarm Status : Red		
Isolation Method	Photocoupler Isolation	
Isolation	500V	
Connection Method	Push-in connection	
<b>General Specifications</b>		
Dimensions (W*D*H)	12 x 105 x 69mm	
Weight	60g	
Mounting Type	DIN rail mounting	
Operating Temperature	-10 ... 60 °C	
Storage Temperature	-25...+85 °C	
Relative humidity (without condensation)	RH 95%	
Altitude Limit	< 2000 m	
Degree of Protection	IP20	
Pollution Degree	II	
Product Certification	CE	
Conductor Cross Section	0.2mm <sup>2</sup> ...1.5mm <sup>2</sup> (AWG 24...16)	
Stripping Length	9 mm	
Terminals	DN00510D / DN00710D	
Marketing Label	TM44W	

## Analog Input Module



Product Model	GX-AI22C	GX-AI32C
<b>Technical Specifications</b>		
Number of Input Channels	4	8
Supply Voltage(Field)	24 VDC (-15%~+20%)	
Current Consumption(Field)	Max. 15mA@24VDC	Max. 10mA@24VDC
Supply Voltage(System)	5 VDC; via power jumper contacts	
Current Consumption(System)	Max. <70mA@5VDC	Max. <80mA@5VDC
Resolution	16 bit	
Signal type	0mA ~ 20mA 4mA ~ 20mA	
Signal Characteristics	Differential signal	single-end signal
Accuracy	±0.1%	
Internal Resistance	250Ω, (Max)	
Conversion time	10ms	
Indicator Description	4 Green Input Status	8 Green Input Status
	Power Status : Green	
	System Status : Green	
Alarm Status : Red		
Isolation Method	Photocoupler Isolation	
Isolation	500V	
Connection Method	Push-in connection	
<b>General Specifications</b>		
Dimensions (W*D*H)	12 x 105 x 69mm	
Weight	60g	
Mounting Type	DIN rail mounting	
Operating Temperature	-10 ... 60 °C	
Storage Temperature	-25...+85 °C	
Relative humidity (without condensation)	RH 95%	
Altitude Limit	< 2000 m	
Degree of Protection	IP20	
Pollution Degree	II	
Product Certification	CE	
Conductor Cross Section	0.2mm <sup>2</sup> ...1.5mm <sup>2</sup> (AWG 24...16)	
Stripping Length	9 mm	
Terminals	DN00510D / DN00710D	
Marketing Label	TM44W	

## Analog Output Module



Product Model	GX-AQ21V	GX-AQ31V
<b>Technical Specifications</b>		
Number of Output Channels	4	8
Supply Voltage(Field)	24 VDC (-15%~+20%)	
Current Consumption(Field)	Max. 45mA@24VDC	Max. 25mA@24VDC
Supply Voltage(System)	5 VDC; via power jumper contacts	
Current Consumption(System)	Max. <70mA@5VDC	Max. <90mA@5VDC
Resolution	12 bit	
Signal type	-10V ~ +10V	
	0V ~ +10V	
	0V ~ +5V	
	1V ~ +5V	
Load impedance	>2 KΩ	
Indicator Description	4 Green Output Status	8 Green Output Status
	Power Status : Green	
	System Status : Green	
Isolation Method	Photocoupler Isolation	
	500V	
Isolation	500V	
Connection Method	Push-in connection	
<b>General Specifications</b>		
Dimensions (W*D*H)	12 x 105 x 69mm	
Weight	64g	
Mounting Type	DIN rail mounting	
Operating Temperature	-10 ... 60 °C	
Storage Temperature	-25...+85 °C	
Relative humidity (without condensation)	RH 95%	
Altitude Limit	< 2000 m	
Degree of Protection	IP20	
Pollution Degree	II	
Product Certification	CE	
Conductor Cross Section	0.2mm <sup>2</sup> ...1.5mm <sup>2</sup> (AWG 24...16)	
Stripping Length	9 mm	
Terminals	DN00510D / DN00710D	
Marketing Label	TM44W	

## Analog Output Module



Product Model	GX-AQ22V	GX-AQ32V
<b>Technical Specifications</b>		
Number of Output Channels	4	8
Supply Voltage(Field)	24 VDC (-15%~+20%)	
Current Consumption(Field)	Max. 45mA@24VDC	Max. 25mA@24VDC
Supply Voltage(System)	5 VDC; via power jumper contacts	
Current Consumption(System)	Max. <70mA@5VDC	Max. <90mA@5VDC
Resolution	16 bit	
Signal type	-10V ~ +10V	
	0V ~ +10V	
	0V ~ +5V	
	1V ~ +5V	
Load impedance	>2 KΩ	
Indicator Description	4 Green Output Status	8 Green Output Status
	Power Status : Green	
	System Status : Green	
Isolation Method	Photocoupler Isolation	
	500V	
Isolation	500V	
Connection Method	Push-in connection	
<b>General Specifications</b>		
Dimensions (W*D*H)	12 x 105 x 69mm	
Weight	64g	
Mounting Type	DIN rail mounting	
Operating Temperature	-10 ... 60 °C	
Storage Temperature	-25...+85 °C	
Relative humidity (without condensation)	RH 95%	
Altitude Limit	< 2000 m	
Degree of Protection	IP20	
Pollution Degree	II	
Product Certification	CE	
Conductor Cross Section	0.2mm <sup>2</sup> ...1.5mm <sup>2</sup> (AWG 24...16)	
Stripping Length	9 mm	
Terminals	DN00510D / DN00710D	
Marketing Label	TM44W	



## Analog Output Module



Product Model	GX-AQ21C	GX-AQ31C
Technical Specifications		
Number of Output Channels	4	8
Supply Voltage(Field)	24 VDC (-15%~+20%)	
Current Consumption(Field)	Max. 40mA@24VDC	Max. 35mA@24VDC
Supply Voltage(System)	5 VDC; via power jumper contacts	
Current Consumption(System)	Max. <70mA@5VDC	Max. <90mA@5VDC
Resolution	12 bit	
Signal type	0mA ~ 20mA 4mA ~ 20mA	
Load impedance	< 500Ω	
Indicator Description	4 Green Output Status	8 Green Output Status
	Power Status : Green System Status : Green Alarm Status : Red	
Isolation Method	Photocoupler Isolation	
Isolation	500V	
Connection Method	Push-in connection	
General Specifications		
Dimensions (W*D*H)	12 x 105 x 69mm	
Weight	64g	
Mounting Type	DIN rail mounting	
Operating Temperature	-10 ... 60 °C	
Storage Temperature	-25...+85 °C	
Relative humidity (without condensation)	RH 95%	
Altitude Limit	< 2000 m	
Degree of Protection	IP20	
Pollution Degree	II	
Product Certification	CE	
Conductor Cross Section	0.2mm <sup>2</sup> ...1.5mm <sup>2</sup> (AWG 24...16)	
Stripping Length	9 mm	
Terminals	DN00510D / DN00710D	
Marketing Label	TM44W	

## Analog Output Module



Product Model	GX-AQ22C	GX-AQ32C
Technical Specifications		
Number of Output Channels	4	8
Supply Voltage(Field)	24 VDC (-15%~+20%)	
Current Consumption(Field)	Max. 40mA@24VDC	Max. 35mA@24VDC
Supply Voltage(System)	5 VDC; via power jumper contacts	
Current Consumption(System)	Max. <70mA@5VDC	Max. <90mA@5VDC
Resolution	16 bit	
Signal type	0mA ~ 20mA 4mA ~20mA	
Load impedance	< 500Ω	
Indicator Description	4 Green Output Status	8 Green Output Status
	Power Status : Green System Status : Green Alarm Status : Red	
Isolation Method	Photocoupler Isolation	
Isolation	500V	
Connection Method	Push-in connection	
General Specifications		
Dimensions (W*D*H)	12 x 105 x 69mm	
Weight	64g	
Mounting Type	DIN rail mounting	
Operating Temperature	-10 ... 60 °C	
Storage Temperature	-25...+85 °C	
Relative humidity (without condensation)	RH 95%	
Altitude Limit	< 2000 m	
Degree of Protection	IP20	
Pollution Degree	II	
Product Certification	CE	
Conductor Cross Section	0.2mm <sup>2</sup> ...1.5mm <sup>2</sup> (AWG 24...16)	
Stripping Length	9 mm	
Terminals	DN00510D / DN00710D	
Marketing Label	TM44W	

## Temperature module



Product Model	RTD Module GX-RT200	TC Module GX-TC200	
Technical Specifications			
Number of Input Channels	4	Number of Input Channels	4
Supply Voltage(Field)	24 VDC (-15%~+20%)	Supply Voltage(Field)	24 VDC (-15%~+20%)
Current Consumption(Field)	Max. 15mA@24VDC	Current Consumption(Field)	Max. 15mA@24VDC
Supply Voltage(System)	5 VDC; via power jumper contacts	Supply Voltage(System)	5 VDC; via power jumper contacts
Current Consumption(System)	Max. 100mA@5VDC	Current Consumption(System)	Max. 100mA@5VDC
Sensor Type	Pt50, Pt100, Pt200, Pt500 (-200°C~850°C) Pt1000 (-200°C~300°C) Ni100 (-60°C~180°C) Ni120 (-80°C~260°C)	Sensor Type	B, E, J, K, N, R, S, and T
Sensor Connection	2/3/4 - wire	Conversion Time	200 ms
Conversion Time	30 ms	Resolution	16 bit
Resolution	16 bit	Accuracy	±0.3% FSR
Accuracy	±0.1% FSR	Indicator Description	4 Green Input States
Indicator Description	4 Green Input States	Isolation Method	Photocoupler Isolation
Isolation Method	Photocoupler Isolation	Protective Circuit	Overvoltage Protection
Protective Circuit	Overvoltage Protection	Connection Method	Push-in connection
Connection Method	Push-in connection		
General Specifications			
Dimensions (W*D*H)	12 x 105 x 69mm	Dimensions (W*D*H)	12 x 105 x 69mm
Weight	70 g	Weight	62 g
Mounting Type	DIN rail mounting	Mounting Type	DIN rail mounting
Operating Temperature	-10 ... 60 °C	Operating Temperature	-10 ... 60 °C
Storage Temperature	-25...+85 °C	Storage Temperature	-25...+85 °C
Relative humidity (without condensation)	RH 95%	Relative humidity (without condensation)	RH 95%
Altitude Limit	< 2000 m	Altitude Limit	< 2000 m
Degree of Protection	IP20	Degree of Protection	IP20
Pollution Degree	II	Pollution Degree	II
Product Certification	CE	Product Certification	CE
Conductor Cross Section	0.2mm <sup>2</sup> ...1.5mm <sup>2</sup> (AWG 24...16)	Conductor Cross Section	0.2mm <sup>2</sup> ...1.5mm <sup>2</sup> (AWG 24...16)
Stripping Length	9 mm	Stripping Length	9 mm
Terminals	DN00510D / DN00710D	Terminals	DN00510D / DN00710D
Marketing Label	TM44W	Marketing Label	TM44W

## Serial Communication Module



Product Model	GX-CM111	GX-HC100	
Technical Specifications			
Number of Channels	3	Number of counters	2
Supply Voltage(System)	5VDC	Supply Voltage (Field)	24 VDC (-15%~+20%)
Current Consumption	Max. 130mA @ 5VDC	Current Consumption(Field)	Min. 40mA@24VDC
Communication Protocol	Modbus RTU	Supply Voltage(System)	5 VDC; via power jumper contacts
Communication Mode	Modbus Master, Slave	Current Consumption(System)	Max. 160mA@5VDC
Baud Rate	1200 ~ 115.2 kbps	Max Counting rate	Max 500kHz
Signal Type	RS232, RS485	Voltage Range for Signal (0)	0 VDC...7VDC
Data Bits	7, 8	Voltage Range for Signal (1)	12 VDC...24 VDC
Stop Bits	1, 2	Counting Type	Encoder mode/Direction mode/ Up mode/Down mode
Parity	None, Odd, Even	Number of Output Channels	2
Character Interval	1.5T~200T, defaultT:3.5T	Max. Output Current per Channel for Signal	0.5A
Response Timeout	default, 1000 ms	Output Type	SOURCE
Polling Time	default, 100 ms	Number of Input Channels	2
Read Data Processing Mode	Hold the last input value, clear the input value	Input Voltage Range for Signal	(0) : 0 VDC...10 VDC, (1) : 15 VDC...30 VDC
Data Output Mode	Polling, data changes event	Input Filter	3ms
Power on Event Output	Prohibit, Enable	Input Type	Sink / Source
Module Control Enable	Prohibit, Enable	Indicator Description	2 Green Output States 12 Green Input States System Power Status : Green Field Power Status : Green Alarm Status : Red
Module Control Mode	Polling, rising edge trigger default, 1	Isolation Method	Photocoupler Isolation
Slave ID	default, 1	Protective Circuit	Overvoltage Protection
Slave Response Time	default, 50 ms	Connection Method	Push-in connection
Free Port Communication	auto-report, reply mode		
Indicator Description	3 Green Send States 3 Red Error States System Power Status : Green Alarm Status : Red		
Connection Method	Push-in connection		
General Specifications			
Dimensions (W*D*H)	12 x 100 x 97mm	Dimensions (W*D*H)	12 x 105 x 69mm
Weight	65 g	Weight	62 g
Mounting Type	DIN rail mounting	Mounting Type	DIN rail mounting
Operating Temperature	-10...+60 °C	Operating Temperature	-10...+60 °C
Storage Temperature	-25...+85 °C	Storage Temperature	-25...+85 °C
Relative humidity (without condensation)	RH 95%	Relative humidity (without condensation)	RH 95%
Altitude Limit	< 2000 m	Altitude Limit	< 2000 m
Degree of Protection	IP20	Degree of Protection	IP20
Pollution Degree	II	Pollution Degree	II
Product Certification	CE	Product Certification	CE
Conductor Cross Section	0.2mm <sup>2</sup> ...1.5mm <sup>2</sup> (AWG 24...16)	Conductor Cross Section	0.2mm <sup>2</sup> ...1.5mm <sup>2</sup> (AWG 24...16)
Stripping Length	9 mm	Stripping Length	9 mm
Terminals	DN00510D / DN00710D	Terminals	DN00510D / DN00710D
Marketing Label	TM44W	Marketing Label	TM44W

## Pulse Output Module



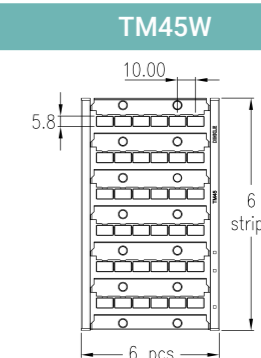
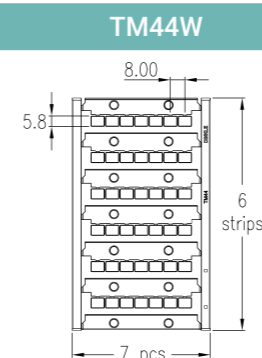
Product Model	GX-PL100
<b>Technical Specifications</b>	
Number of Input Channels	8
Input Type	SINK / SOURCE
Supply Voltage(Field)	24 VDC (-15%~+20%)
Current Consumption(Field)	Min. 25mA@24VDC
Supply Voltage(System)	5 VDC; via power jumper contacts
Current Consumption(System)	Max. 100mA@5VDC
Pulse output voltage	Determined by input voltage
Pulse output frequency	200kHz
Pulse mode	Single pulse (pulse + direction), dual pulse (CW/CCW)
Number of Pulse Output Channels	2
Pulse output type	SINK
Input Channel Function	Positive limit switch, negative limit switch, origin switch, brake
Input Signal Logic Selection	Normally Open, Normally Closed
Exercise mode	Absolute position mode, relative position mode, velocity mode
trapezoidal acceleration and deceleration	Support
Home mode	Supports 4 sizes (19, 21, 24, 28)
Emergency brake	Support
	8 Green Input States \ 4 Green Output Status
Indicator Description	System Power Status : Green Field Power Status : Green Alarm Status : Red
Connection Method	Push-in connection
<b>General Specifications</b>	
Dimensions (W*D*H)	12 x 105 x 69mm
Weight	70 g
Mounting Type	DIN rail mounting
Operating Temperature	-10...+60 °C
Storage Temperature	-25...+85 °C
Relative humidity (without condensation)	RH 95%
Altitude Limit	< 2000 m
Degree of Protection	IP20
Pollution Degree	II
Product Certification	CE
Conductor Cross Section	0.2mm <sup>2</sup> ...1.5mm <sup>2</sup> (AWG 24...16)
Stripping Length	9 mm
Terminals	DN00510D / DN00710D
Marketing Label	TM44W

## Power Module



Product Model	GX-PS110	GX-PS111	
<b>Technical Specifications</b>			
Supply Voltage (Field)	24 VDC (-15%~+20%)	Supply Voltage (Field)	24 VDC (-15%~+20%)
Current carrying capacity (Field )	Max 6.0 A	Current carrying capacity (Field )	Max 8.0 A
Protection (Field)	overcurrent protection, anti-reverse connection protection over voltage protection, under voltage protection	Protection (Field)	overcurrent protection, anti-reverse connection protection over voltage protection, under voltage protection
Supply Voltage (System)	5 VDC	Indicator Description	Field Power Status : Green
Total current (system supply)	Max 2.0 A @5VDC	Connection Method	Push-in connection
Protection (System)	overcurrent protection, anti-reverse connection protection over voltage protection, under voltage protection		
Indicator Description	System Power Status : Green Field Power Status : Green		
Connection Method	Push-in connection		
<b>General Specifications</b>			
Dimensions (W*D*H)	12 x 105 x 69mm	Dimensions (W*D*H)	12 x 105 x 69mm
Weight	65 g	Weight	60 g
Mounting Type	DIN rail mounting	Mounting Type	DIN rail mounting
Operating Temperature	-10...+60 °C	Operating Temperature	-10 ... 60 °C
Storage Temperature	-25...+85 °C	Storage Temperature	-25...+85 °C
Relative humidity (without condensation)	RH 95%	Relative humidity (without condensation)	RH 95%
Altitude Limit	< 2000 m	Altitude Limit	< 2000 m
Degree of Protection	IP20	Degree of Protection	IP20
Pollution Degree	II	Pollution Degree	II
Product Certification	CE	Product Certification	CE
Conductor Cross Section	0.2mm <sup>2</sup> ...1.5mm <sup>2</sup> (AWG 24...16)	Conductor Cross Section	0.2mm <sup>2</sup> ...1.5mm <sup>2</sup> (AWG 24...16)
Stripping Length	9 mm	Stripping Length	9 mm
Terminals	DN00510D / DN00710D	Terminals	DN00510D / DN00710D

## Marking Label





# iO-GRID NEMO

P28	PROFINET	32 ch Digital Input, Sink Type	GFND-1A1A
		32 ch Digital Input, Source Type	GFND-2A2A
P29	EtherCAT	32 ch Digital Output, Sink Type	GFND-3A3A
		32 ch Digital Output, Source Type	GFND-4A4A
		16 ch Digital Input/Output, Sink Type	GFND-1A3A
		16 ch Digital Input/Output, Source Type	GFND-2A4A
		32 ch Digital Input, Sink Type	GFNC-1A1A
		32 ch Digital Input, Source Type	GFNC-2A2A
P30	EtherNet/IP	32 ch Digital Output, Sink Type	GFNC-3A3A
		32 ch Digital Output, Source Type	GFNC-4A4A
		16 ch Digital Input/Output, Sink Type	GFNC-1A3A
		16 ch Digital Input/Output, Source Type	GFNC-2A4A
		32 ch Digital Input, Sink Type	GFNF-1A1A
		32 ch Digital Input, Source Type	GFNF-2A2A
P31	Modbus TCP	32 ch Digital Output, Sink Type	GFNF-3A3A
		32 ch Digital Output, Source Type	GFNF-4A4A
		16 ch Digital Input/Output, Sink Type	GFNF-1A3A
		16 ch Digital Input/Output, Source Type	GFNF-2A4A
		32 ch Digital Input, Sink Type	GFNB-1A1A
		32 ch Digital Input, Source Type	GFNB-2A2A
P32	CC-LINK	32 ch Digital Output, Sink Type	GFNB-3A3A
		32 ch Digital Output, Source Type	GFNB-4A4A
		16 ch Digital Input/Output, Sink Type	GFNB-1A3A
		16 ch Digital Input/Output, Source Type	GFNB-2A4A
		32 ch Digital Input, Sink Type	GFNH-1A1A
		32 ch Digital Input, Source Type	GFNH-2A2A

## PROFINET



Product Model	GFND-1A1A	GFND-2A2A	GFND-3A3A	GFND-4A4A	GFND-1A3A	GFND-2A4A
<b>Communication Specifications</b>						
Communication Protocol	PROFINET					
Connection Method	RJ-45 jack					
Number of Interfaces	2					
Transmission speed	10/100 Mbps					
<b>Technical Specifications</b>						
Max. Input Data Length	4 bytes	4 bytes	---	---	2 bytes	2 bytes
Max. Output Data Length	---	---	4 bytes	4 bytes	2 bytes	2 bytes
Supply Voltage	24 VDC (-15%~+20%)					
Current Consumption	Max. 170mA@24VDC	Max. 160mA@24VDC	Max. 150mA@24VDC	Max. 150mA@24VDC	Max. 200mA@24VDC	Max. 180mA@24VDC
Number of Channels	32 Channel Input		32 Channel Output		16 Channel Input / 16 Channel Output	
Input Type	Sink	Source	---	---	Sink	Source
Output Type	---	---	Sink	Source	Sink	Source
Input Voltage range for signal (0)	15VDC...30 VDC	0 VDC...10 VDC	---	---	15VDC...30 VDC	0 VDC...10 VDC
Input Voltage Range for Signal (1)	0 VDC...10 VDC	15VDC...30 VDC	---	---	0 VDC...10 VDC	15VDC...30 VDC
Max. Output current per channel	---	---	0.5A	0.5A	0.5A	0.5A
Input Filter	3ms	3ms	---	---	3ms	3ms
Load type	---	---	Ohmic load/ inductive load / lamp load		Ohmic load/ inductive load / lamp load	
Indicator Description	32 Green / Input Status		32 Green / Output Status		16 Green / Input Status / Output Status	
	Power Status : Green System Status : Green Alarm Status : Green/Red Communication Status : Green/Red					
Isolation Method	Digital Isolator					
Isolation	500V					
Protective Circuit	Overvoltage Protection / Undervoltage Protection / Overcurrent Protection					
Connection Method	Push-in connection					
<b>General Specifications</b>						
Dimensions (W*D*H)	25 x 116 x 85 mm					
Weight	140 g					
Mounting Type	DIN rail mounting					
Operation Temperature	-10 ... 60 °C					
Storage Temperature	-25...+85 °C					
Relative humidity (without condensation)	RH 95%					
Altitude Limit	< 2000 m					
Degree of Protection	IP20					
Pollution Degree	II					
Product Certification	CE					
Conductor Cross Section	0.2mm <sup>2</sup> ... 1.5mm <sup>2</sup> (AWG 24...16)					
Stripping Length	9 mm					
Terminals	Channel : DN00208D / DN00308D / DN00508D / DN00708D / DN01008D Power : DN00510D / DN00710D					

## EtherCAT



Product Model	GFNC-1A1A	GFNC-2A2A	GFNC-3A3A	GFNC-4A4A	GFNC-1A3A	GFNC-2A4A
<b>Communication Specifications</b>						
Communication Protocol	EtherCAT					
Connection Method	RJ-45 jack					
Number of Interfaces	2					
Transmission speed	100 Mbps					
<b>Technical Specifications</b>						
Max. Input Data Length	4 bytes	4 bytes	---	---	2 bytes	2 bytes
Max. Output Data Length	---	---	4 bytes	4 bytes	2 bytes	2 bytes
Supply Voltage	24 VDC (-15%~+20%)					
Current Consumption	Max. 160mA@24VDC	Max. 110mA@24VDC	Max. 230mA@24VDC	Max. 230mA@24VDC	Max. 200mA@24VDC	Max. 180mA@24VDC
Number of Channels	32 Channel Input		32 Channel Output		16 Channel Input / 16 Channel Output	
Input Type	Sink	Source	---	---	Sink	Source
Output Type	---	---	Sink	Source	Sink	Source
Input Voltage range for signal (0)	15VDC...30 VDC	0 VDC...10 VDC	---	---	15VDC...30 VDC	0 VDC...10 VDC
Input Voltage Range for Signal (1)	0 VDC...10 VDC	15VDC...30 VDC	---	---	0 VDC...10 VDC	15VDC...30 VDC
Max. Output current per channel	---	---	0.5A	0.5A	0.5A	0.5A
Input Filter	3ms	3ms	---	---	3ms	3ms
Load type	---	---	Ohmic load/ inductive load / lamp load		Ohmic load/ inductive load / lamp load	
Indicator Description	32 Green / Input Status		32 Green / Output Status Power Status : Green System Status : Green Alarm Status : Green/Red Communication Status : Green/Red		16 Green / Input Status / Output Status	
Isolation Method	Digital Isolator					
Isolation	500V					
Protective Circuit	Overvoltage Protection / Undervoltage Protection / Overcurrent Protection					
Connection Method	Push-in connection					
<b>General Specifications</b>						
Dimensions (W*D*H)	25 x 116 x 85 mm					
Weight	140 g					
Mounting Type	DIN rail mounting					
Operation Temperature	-10 ... 60 °C					
Storage Temperature	-25...+85 °C					
Relative humidity (without condensation)	RH 95%					
Altitude Limit	< 2000 m					
Degree of Protection	IP20					
Pollution Degree	II					
Product Certification	CE					
Conductor Cross Section	0.2mm <sup>2</sup> ... 1.5mm <sup>2</sup> (AWG 24...16)					
Stripping Length	9 mm					
Terminals	Channel : DN00208D / DN00308D / DN00508D / DN00708D / DN01008D Power : DN00510D / DN00710D					

## EtherNet/IP



Product Model	GFNF-1A1A	GFNF-2A2A	GFNF-3A3A	GFNF-4A4A	GFNF-1A3A	GFNF-2A4A
<b>Communication Specifications</b>						
Communication Protocol	EtherNet/IP					
Connection Method	RJ-45 jack					
Number of Interfaces	2					
Transmission speed	10/100 Mbps					
<b>Technical Specifications</b>						
Max. Input Data Length	4 bytes	4 bytes	---	---	2 bytes	2 bytes
Max. Output Data Length	---	---	4 bytes	4 bytes	2 bytes	2 bytes
Supply Voltage	24 VDC (-15%~+20%)					
Current Consumption	Max. 160mA@24VDC	Max. 110mA@24VDC	Max. 230mA@24VDC	Max. 230mA@24VDC	Max. 200mA@24VDC	Max. 180mA@24VDC
Number of Channels	32 Channel Input		32 Channel Output		16 Channel Input / 16 Channel Output	
Input Type	Sink	Source	---	---	Sink	Source
Output Type	---	---	Sink	Source	Sink	Source
Input Voltage range for signal (0)	15VDC...30 VDC	0 VDC...10 VDC	---	---	15VDC...30 VDC	0 VDC...10 VDC
Input Voltage Range for Signal (1)	0 VDC...10 VDC	15VDC...30 VDC	---	---	0 VDC...10 VDC	15VDC...30 VDC
Max. Output current per channel	---	---	0.5A	0.5A	0.5A	0.5A
Input Filter	3ms	3ms	---	---	3ms	3ms
Load type	---	---	Ohmic load/ inductive load / lamp load		Ohmic load/ inductive load / lamp load	
Indicator Description	32 Green / Input Status		32 Green / Output Status Power Status : Green System Status : Green Alarm Status : Green/Red Communication Status : Green/Red		16 Green / Input Status / Output Status	
Isolation Method	Digital Isolator					
Isolation	500V					
Protective Circuit	Overvoltage Protection / Undervoltage Protection / Overcurrent Protection					
Connection Method	Push-in connection					
<b>General Specifications</b>						
Dimensions (W*D*H)	25 x 116 x 85 mm					
Weight	140 g					
Mounting Type	DIN rail mounting					
Operation Temperature	-10 ... 60 °C					
Storage Temperature	-25...+85 °C					
Relative humidity (without condensation)	RH 95%					
Altitude Limit	< 2000 m					
Degree of Protection	IP20					
Pollution Degree	II					
Product Certification	CE					
Conductor Cross Section	0.2mm <sup>2</sup> ... 1.5mm <sup>2</sup> (AWG 24...16)					
Stripping Length	9 mm					
Terminals	Channel : DN00208D / DN00308D / DN00508D / DN00708D / DN01008D Power : DN00510D / DN00710D					

## Modbus TCP



Product Model	GFNB-1A1A	GFNB-2A2A	GFNB-3A3A	GFNB-4A4A	GFNB-1A3A	GFNB-2A4A
<b>Communication Specifications</b>						
Communication Protocol	Modbus TCP					
Connection Method	RJ-45					
Number of Interfaces	2					
Transmission speed	10/100 Mbps					
<b>Technical Specifications</b>						
Max. Input Data Length	4 bytes	4 bytes	---	---	2 bytes	2 bytes
Max. Output Data Length	---	---	4 bytes	4 bytes	2 bytes	2 bytes
Supply Voltage	24 VDC (-15%~+20%)					
Current Consumption	Max. 160mA@24VDC	Max. 110mA@24VDC	Max. 230mA@24VDC	Max. 230mA@24VDC	Max. 200mA@24VDC	Max. 180mA@24VDC
Number of Channels	32 Channel Input		32 Channel Output		16 Channel Input / 16 Channel Output	
Input Type	Sink	Source	---	---	Sink	Source
Output Type	---	---	Sink	Source	Sink	Source
Input Voltage range for signal (0)	15VDC...30 VDC	0 VDC...10 VDC	---	---	15VDC...30 VDC	0 VDC...10 VDC
Input Voltage Range for Signal (1)	0 VDC...10 VDC	15VDC...30 VDC	---	---	0 VDC...10 VDC	15VDC...30 VDC
Max. Output current per channel	---	---	0.5A	0.5A	0.5A	0.5A
Input Filter	3ms	3ms	---	---	3ms	3ms
Load type	---	---	Ohmic load/ inductive load / lamp load		Ohmic load/ inductive load / lamp load	
Indicator Description	32 Green / Input Status		32 Green / Output Status Power Status : Green System Status : Green Alarm Status : Green/Red Communication Status : Green/Red		16 Green / Input Status / Output Status	
Isolation Method	Digital Isolator					
Isolation	500V					
Protective Circuit	Overvoltage Protection / Undervoltage Protection / Overcurrent Protection					
Connection Method	Push-in connection					
<b>General Specifications</b>						
Dimensions (W*D*H)	25 x 116 x 85 mm					
Weight	140 g					
Mounting Type	DIN rail mounting					
Operation Temperature	-10 ... 60 °C					
Storage Temperature	-25...+85 °C					
Relative humidity (without condensation)	RH 95%					
Altitude Limit	< 2000 m					
Degree of Protection	IP20					
Pollution Degree	II					
Product Certification	CE					
Conductor Cross Section	0.2mm <sup>2</sup> ... 1.5mm <sup>2</sup> (AWG 24...16)					
Stripping Length	9 mm					
Terminals	Channel : DN00208D / DN00308D / DN00508D / DN00708D / DN01008D Power : DN00510D / DN00710D					

## CC-LINK



Product Model	GFNH-1A1A	GFNH-2A2A	GFNH-3A3A	GFNH-4A4A	GFNH-1A3A	GFNH-2A4A
<b>Communication Specifications</b>						
Communication Protocol	CC-Link					
Connection Method	Push-in connection					
Number of Interfaces	1					
Transmission speed	156/625 Kbps/2.5/5/10 Mbps					
<b>Technical Specifications</b>						
Max. Input Data Length	4 bytes	4 bytes	---	---	2 bytes	2 bytes
Max. Output Data Length	---	---	4 bytes	4 bytes	2 bytes	2 bytes
Supply Voltage	24 VDC (-15%~+20%)					
Current Consumption	Max. 70mA@24VDC	Max. 70mA@24VDC	Max. 100mA@24VDC	Max. 90mA@24VDC	Max. 80mA@24VDC	Max. 80mA@24VDC
Number of Channels	32 Channel Input		32 Channel Output		16 Channel Input / 16 Channel Output	
Input Type	Sink	Source	---	---	Sink	Source
Output Type	---	---	Sink	Source	Sink	Source
Input Voltage range for signal (0)	15VDC...30 VDC	0 VDC...10 VDC	---	---	15VDC...30 VDC	0 VDC...10 VDC
Input Voltage Range for Signal (1)	0 VDC...10 VDC	15VDC...30 VDC	---	---	0 VDC...10 VDC	15VDC...30 VDC
Max. Output current per channel	---	---	0.5A	0.5A	0.5A	0.5A
Input Filter	3ms	3ms	---	---	3ms	3ms
Load type	---	---	Ohmic load/ inductive load / lamp load		Ohmic load/ inductive load / lamp load	
Indicator Description	32 Green / Input Status		32 Green / Output Status Power Status : Green Run Status : Green Data send/receive : Green/Green Communication Status : Red		16 Green / Input Status / Output Status	
Isolation Method	Digital Isolator					
Isolation	500V					
Protective Circuit	Overvoltage Protection / Undervoltage Protection / Overcurrent Protection					
Connection Method	Push-in connection					
<b>General Specifications</b>						
Dimensions (W*D*H)	25 x 116 x 85 mm					
Weight	150 g					
Mounting Type	DIN rail mounting					
Operation Temperature	-10 ... 60 °C					
Storage Temperature	-25...+85 °C					
Relative humidity (without condensation)	RH 95%					
Altitude Limit	< 2000 m					
Degree of Protection	IP20					
Pollution Degree	II					
Product Certification	CE					
Conductor Cross Section	0.2mm <sup>2</sup> ... 1.5mm <sup>2</sup> (AWG 24...16)					
Stripping Length	9 mm					
Terminals	Channel : DN00208D / DN00308D / DN00508D / DN00708D / DN01008D Power : DN00510D / DN00710D					



# Ethernet Switch



## Rugged Industrial Ethernet Switch



### Introduction

- Industrial 5/8-port 10/100/1000M Ethernet Switch
- Engineered with a wide range VDC power input.
- Specifically tailored for demanding environments, including hazardous industrial settings or centralized control stations where the reliability of the device is paramount.
- Compact form factor makes it an ideal solution for Industrial Automation, IP surveillance, traffic monitoring, and an extensive array of applications
- Undergone rigorous testing to ensure its suitability for Security, Transportation, and Telco applications.

## Ethernet Switch



Product Model	GIS-0801	GIS-0811	GIS-0501	GIS-0511
Specifications				
Connection Method	10/100M	10/100/1000M	10/100M	10/100/1000M
	8xRJ-45	8xRJ-45	5xRJ-45	5xRJ-45
Dimensions (W*D*H)	100.5 x 81.5 x 40 mm		100.5 x 60 x 25.5 mm	
Storage Temperature	-40°C ~85°C			
Operating Temperature	-40°C ~75°C			
Safety	LVD (EN62368-1)			
EMC	CE (EN 55032/35), FCC			
EMI	FCC Part 15 Subpart B Class A			
EMS	IEC 61000-4-2 ESD: Contact: 6KV; Air: 8KV IEC 61000-4-4 EFT: Power: 2KV; Signal: 2KV IEC 61000-4-5 Surge: Power: 2KV; Signal: 2KV			
Power Supply	DC 9.6-60V Power Input			
Power Consumption	1.68W@48 VDC full load	3.36W@48 VDC full load	1.232W@48 VDC full load	2.688W@48 VDC full load

# Excellence in Growth, Achieved Together

Daudin will keep pushing the boundaries of innovation,  
bringing joy to our partners through collaboration!



# iO-GRID Series

## Intelligence Through DAUDIN



Global  
Services



Real-time  
Online Service



1 Year  
Warranty